

**Glydea™ Range**

E X P A N D I N G H O R I Z O N S



M O T O R I Z A T I O N S O L U T I O N F O R C U R T A I N S

HOME MOTION by  
**somfy®**

## CONTENTS

Glydea™, your guarantee of added value in a demanding market p. 4

Glydea™, the difference is in the detail p. 6

Glydea™, everywhere flexibility is the rule p. 8



## Glydea™ broadens your horizons



Glydea™ curtain motorization solutions meet the requirements of the most prestigious projects.

Motorized curtains are becoming a common feature of top-of-the-range projects such as high-quality hotels, luxury homes, meeting and conference venues.

Glydea™ is discreet, flexible and robust, offering personalized solutions to serve your imagination and broaden your horizons.

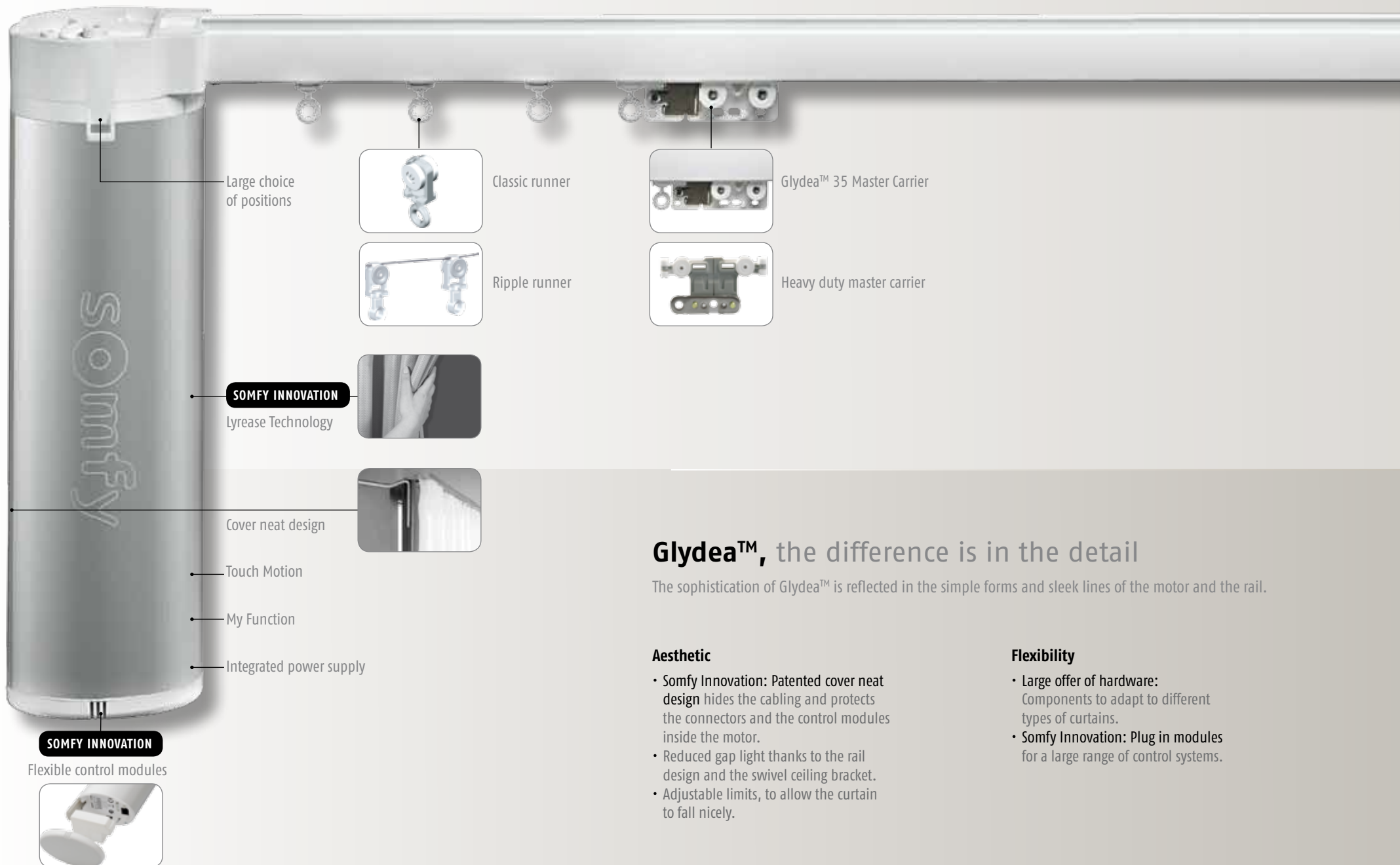
## Glydea™, your guarantee of added value in a demanding market

With Glydea™ motorization solutions, make your venue stand out in terms of image, usage and functionality.

- Glydea™ improves the image of a venue and makes the job of service personnel easier.
- Glydea™ provides the level of comfort reliability that users and guests expect of venues of this type.
- The automated feature of Glydea™ motorization solutions contributes to energy savings and security (presence simulation).
- Glydea™ extends the lifespan of your curtains, avoiding the damage caused by manual operation.







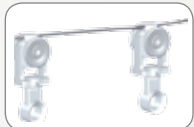
Large choice of positions




Classic runner



Glydea™ 35 Master Carrier



Ripple runner



Heavy duty master carrier

**SOMFY INNOVATION**

Lyrease Technology



Cover neat design



Touch Motion

My Function

Integrated power supply

**SOMFY INNOVATION**

Flexible control modules



## Glydea™, the difference is in the detail

The sophistication of Glydea™ is reflected in the simple forms and sleek lines of the motor and the rail.

### Aesthetic


- Somfy Innovation: Patented cover neat design hides the cabling and protects the connectors and the control modules inside the motor.
- Reduced gap light thanks to the rail design and the swivel ceiling bracket.
- Adjustable limits, to allow the curtain to fall nicely.

### Flexibility

- Large offer of hardware: Components to adapt to different types of curtains.
- Somfy Innovation: Plug in modules for a large range of control systems.



Rail 30 cm curving radius



One touch ceiling bracket:  
easy installation



Swivel ceiling bracket:  
minimum light gap

Timing belt with fabric  
on both side

Motor can be positioned  
on opposite side on site

### Quiet

- Low noise level of the motorized track (<44 dB(A)), thanks to the motor design and the use of a timing belt.
- Soft start and soft stop.

### Efficiency

- Touch Motion feature, to open and close the curtain simply by pulling on the fabric.
- "My" function, to automatically control the curtain to a preferred position.
- Adjustable speed: 12.5 cm/s to 20 cm/s.

### Robust Design

- Somfy Innovation: Lyrease mechanical system which disengages automatically the motor drive shaft for manual operation preserving the fabric.
- Setting buttons and cabling not accessible to the end user.
- No maintenance necessary after installation.

### Glydea™, Somfy quality

Tested for 15 years of operation.  
5 years international warranty.  
International certifications.



# Glydea™, everywhere flexibility is the rule

The flexibility of Glydea™ gives all the solutions to answer to the most demanding projects.


## Adaptability

- A large range of solutions, with only one rail, two types of motors, and several control modules.
- The offers can be personalized thanks to a large range of options.

## Universal



- Rail up to 15m long.
- Bending radius up to 30 cm.
- Large choice of rail shapes.
- Curtain weight up to 100 kg (tandem).
- Large range of accessories to adapt to different types of curtains.



## Large offer for all curtain types and shapes

		LATERAL OPENING 	CENTRAL OPENING 	OTHER SHAPE TYPES 
<b>Glydea™ 35</b> 		● 35 kg / 10 m	● 35 kg / 10 m	
<b>Glydea™ 60e</b> 		● 60 kg / 10 m	● 60 kg / 10 m	
<b>Glydea™ 60e Tandem</b> 		● 100 kg / 15 m	● 100 kg / 15 m	



## Large choice of control systems



### Standard compatibilities

- Hotel or Home Automation dry contact or AC switching relays.
- AC switches and control systems.
- Double or triple push button switches.
- Somfy or universal infrared transmitters.



### Glydea™ can be equipped with plug in modules to interface with additional control technologies

RTS receivers,  
compatibility with all the Somfy RTS controls.




RS485 module,  
to interface with two-way home automation communication systems.



Tandem module,  
to link two Glydea™ 60e DCT on the same track, and reach up to 100kg curtain weight capacity.

## Easy installation

- From plug and play to more advanced solutions.
- Motor can be also hidden in false ceilings.
- Motor position (left or right) can be changed on site.
- Automatic or adjustable limit setting.
- One touch or swivel ceiling bracket.
- Integrated 24V power supply.



## Somfy, solutions for all indoor applications

To help you make your projects a success, Somfy is at your service with a dedicated local team and all the technological know-how of a motorization specialist.

### **You can rely on Somfy's expertise**

For 40 years, Somfy has been at the forefront of developments in motorizing and automating solar protection devices. Somfy solutions contribute to greatly improving the environmental efficiency of architectural projects in terms of energy savings, thermal and visual comfort and natural ventilation.





**South Africa**

Lagoon Beach Office Park,  
Office 2, Block B  
3 Lagoon Beach Road  
Milnerton, 7441  
South Africa  
T +27 21 551 9698  
F +27 21 551 4024  
E [contact\\_za@somfy.com](mailto:contact_za@somfy.com)

[www.somfy.com](http://www.somfy.com)