ROLLUP WIREFREE RTS

RTS
Radio Technology Somfy

MAIN CHARACTERISTICS & FEATURES

12V DC Battery tubular motor.

When a retrofit is required or power cannot be accessed the Roll Up Wirefree is the answer. Utilising power saving software and a reloadable battery wand, with RTS functionality and with its adaptable design, it is suitable for Ø40mm to Ø45mm* tubes. The Roll Up Wirefree does not require an electrician to install the unit due to the SELV (Safety Extra-Low Voltage) 12v it uses. The Roll Up Wirefree requires no extra effort than a manual blind to install.

Remote set limits.

Turning capacity limited only by thermal time.

Suitable for tubes: Ø40 to Ø45*.

Memory Capacity: 12 channels / transmitters.

Programmable "my" position.

Requires the use of specific crowns and wheels for tube adaptation.

Horizontal mount only.

Intermittent Usage.

30mm

ROLLUP WIREFREE RTS	Torque (Nm)	1.13	Speed (RPM)	27	Ref.	1000637

*** Any tube size other than the Ø40mm Louvolite is not catered for by Somfy.**

NOTE: When utilising a louvolite system, the roll up wirefree RTS requires the bracketing and idler accessories from a manual louvolite system, not supplied by Somfy.

somfy

© copyright SOMFY Pty. Limited

Roller Blinds.indd 6 9/7/09 11:56:20 AM

ROLLUP WIREFREE RTS

Radio Technology Somfy

TECHNICAL CHARACTERISTICS



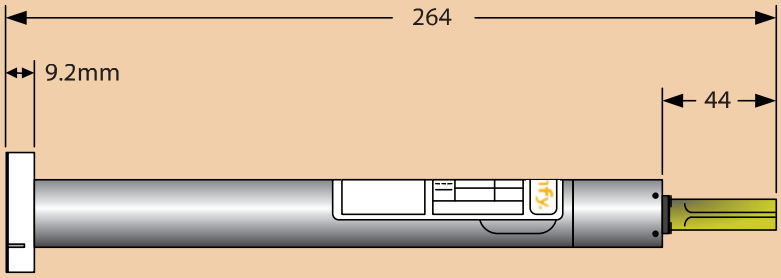

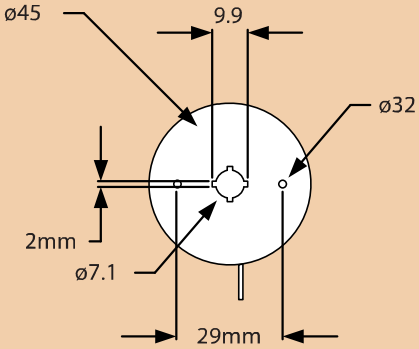

12v DC SELV (Safety Extra-Low Voltage) motor.

The Rollup WF utilises Lithium batteries, wiring only is present to link the battery to the motor.

WARNING

The Rollup Wirefree is polarity sensitive.

Ensure correct connection before powering. Damage may result from incorrect connection.

Do not force the one way connector into the socket.

	ROLLUP WIREFREE RTS
L1 (mm)	264
Torque (Nm)	1.13
Speed (rpm)	27
Rated Voltage (VDC)	12
Rated Current (A)	1.0
Running time before thermal cut off (min)	2.5
Average running noise (dbA)	65
Minimum tube diameter	40
Motor weight (kg)	0.22
Index Protection	IP30
Approval	✔

NOTE

Information about the noise is according to Somfy measures and is for information only. Taken as the worst value in load, for the up direction during the first 10 seconds of travel.

Normal functioning temperature: 0°C to +60°C

somfy

© copyright SOMFY Pty. Limited

Roller Blinds.indd 7 9/7/09 11:56:20 AM

ALTUS 40 RTS



RTS
Radio Technology Somfy

MAIN CHARACTERISTICS & FEATURES

230V / 50Hz tubular motor.

The Altus 40 RTS is ideal for roller blinds with limited room. With its slim 38mm design, it can be adapted to Ø40mm tubes or larger. A quiet drive and built-in radio receiver are a few of the design features of the Altus 40 RTS.

Remote set limits.

3 minute running time.

Suitable for tubes: Ø40, Acmeda 45, etc.

Memory Capacity: 12 channels / transmitters, plus 3 sensors.

Programmable "my" position.

Requires the use of a crown and wheel for tube adaptation.

Horizontal mount only.

Intermittent Usage.

40mm

ALTUS RTS 3/30	Torque (Nm)	3	Speed (RPM)	30	Ref.	1020056
ALTUS RTS 4/14	Torque (Nm)	4	Speed (RPM)	14	Ref.	1021144
ALTUS RTS 9/14	Torque (Nm)	9	Speed (RPM)	14	Ref.	1023117
ALTUS RTS 13/8	Torque (Nm)	13	Speed (RPM)	8	Ref.	1024074

somfy

© copyright SOMFY Pty. Limited

Roller Blinds.indd 10 9/7/09 11:56:24 AM

ALTUS 40 RTS

RTS
Radio Technology Somfy

TECHNICAL CHARACTERISTICS

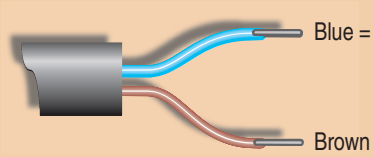

CLASS II

The Altus 40 is classified as a Class II Double Insulated Device. As such an earth connection is NOT required.

40mm

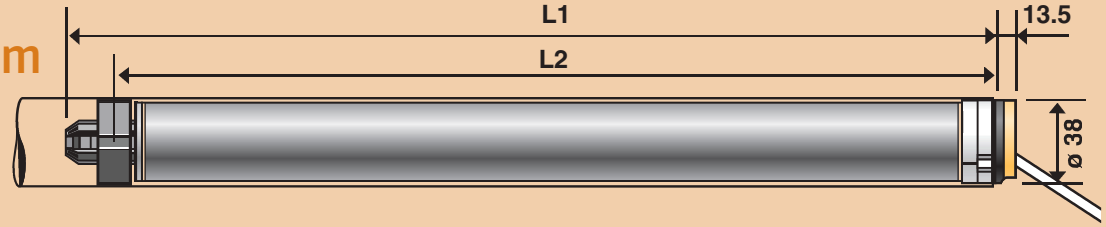

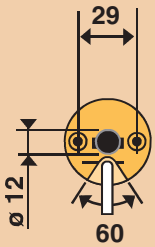

	ALTUS RTS 3/30	ALTUS RTS 4/14	ALTUS RTS 9/14	ALTUS RTS 13/8
L1 (mm)	497	457	497	497
L2 riveting distance (mm)	473	433	473	473
Torque (Nm)	3	4	9	13
Speed (rpm)	30	14	14	8
Rated Voltage (V)	230	230	230	230
Rated Power consumption (W)	80	65	100	95
Rated Current (A)	0.4	0.35	0.5	0.5
Running time before thermal cut off (min)	4	4	4	4
Thermal cut off temp (°C)	140	140	140	140
Average running noise (dbA)	52	52	54	54
Minimum tube diameter	40 X 1.5	40 X 1.5	40 X 1.5	40 X 1.5
Motor weight (kg)	1.08	1.01	1.18	1.21
Cable length (M)	3	3	3	3
Number of cores in cable	2	2	2	2
Cross section of cable (mm²)	0.75	0.75	0.75	0.75
Index Protection	IP44	IP44	IP44	IP44
Approval	✔	✔	✔	✔

NOTE

Information about the noise is according to Somfy measures and is for information only. Taken as the worst value in load, for the up direction during the first 10 seconds of travel.

Normal functioning temperature: -10°C to +40°C

somfy

© copyright SOMFY Pty. Limited

Roller Blinds.indd 11 9/7/09 11:56:26 AM

LS40



WIRED TECHNOLOGY™

MAIN CHARACTERISTICS & FEATURES

230V / 50Hz tubular motor.

The Ls40 is a hardwired motor suitable for roller blinds with limited room. With its slim 38mm design, it can be adapted to Ø40mm tubes and above. A quiet drive, reliable progressive limiting and low power consumption are a few of the design features of the Ls40.

Progressive (screw type) set limits.

40 turn limit capacity.

Suitable for tubes: Ø40, Acmeda 45, etc.

230V switch control via electronic or mechanical means*.

Requires the use of a crown and wheel for tube adaptation.

Horizontal mount only.

Intermittent Usage.

40mm

LYRA 1.3/55	Torque (Nm)	1.3	Speed (RPM)	55	Ref.	1000004
MERCURE 3/30	Torque (Nm)	3	Speed (RPM)	30	Ref.	1020010
ARIES S 4/14	Torque (Nm)	4	Speed (RPM)	14	Ref.	1021002
MARS 9/14	Torque (Nm)	9	Speed (RPM)	14	Ref.	1023010
VULCAN 13/8	Torque (Nm)	13	Speed (RPM)	8	Ref.	1024013

*** Parallel wiring of motors is prohibited without the use of an isolation controller, eg. 4AC Motor Controller, 4 Motor Group Controller, etc. Direct switching of a 230V motor must always be done via a mechanical interlock.**

somfy

© copyright SOMFY Pty. Limited

Roller Blinds.indd 16 9/7/09 11:56:35 AM

LS40

WIRED TECHNOLOGY™

TECHNICAL CHARACTERISTICS



CLASS II

The LS40 is classified as a Class II Double Insulated Device. As such an earth connection is NOT required.

40mm

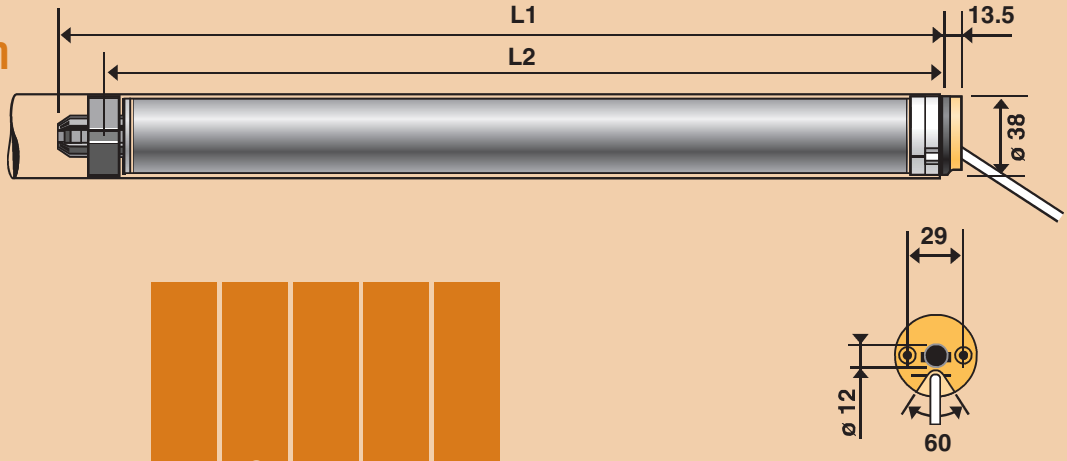

	LYRA 1.3/55	MERCURE 3/30	ARIES S 4/14	MARS 9/14	VULCAN 13/8
L1 (mm)	442	442	398	442	453
L2 riveting distance (mm)	421	421	377	421	433
Torque (Nm)	1.3	3	4	9	13
Speed (rpm)	55	30	14	14	8
Turn Capacity	40	40	40	40	40
Rated Voltage (V)	230	230	230	230	230
Rated Power consumption (W)	70	80	65	100	95
Rated Current (A)	0.35	0.4	0.35	0.5	0.5
Running time before thermal cut off (min)	4	4	4	4	4
Thermal cut off temp (°C)	140	140	140	140	140
Average running noise (dbA)	52	52	52	54	54
Minimum tube diameter	40 X 1.5	40 X 1.5	40 X 1.5	40 X 1.5	40 X 1.5
Motor weight (kg)	1.03	0.95	0.94	1.06	1.07
Cable length (M)	2.5	2.5	2.5	2.5	2.5
Number of cores in cable	3	3	3	3	3
Cross section of cable (mm²)	0.75	0.75	0.75	0.75	0.75
Index Protection	IP44	IP44	IP44	IP44	IP44
Approval	✔	✔	✔	✔	✔

NOTE

Information about the noise is according to Somfy measures and is for information only. Taken as the worst value in load, for the up direction during the first 10 seconds of travel.

Normal functioning temperature: -10°C to +40°C

somfy

© copyright SOMFY Pty. Limited

Roller Blinds.indd 17 9/7/09 11:56:36 AM

TILT WIREFREE RTS

RTS
Radio Technology Somfy

MAIN CHARACTERISTICS & FEATURES

12V DC Battery tilt only motor

When a retrofit is required or power cannot be accessed for a timber venetian the Tilt Wirefree is the answer. Utilising power saving software and a reloadable battery wand, RTS Modulis functionality and with an adaptable design, it is suitable for 51 x 57mm or 38 x 57mm headrails and a variety of shafts. The Tilt Wirefree does not require an electrician to install due to the SELV (Safety Extra-Low Voltage) 12v it uses and requires no extra effort than a manual blind to install.

Remote set limits with Modulis compatibility.*

Suitable for headrails: 51 x 57mm and 38 x 57mm.

Suitable for shafts: 4mm square, 5mm hexagonal, D-rod

Memory Capacity: 12 channels / transmitters.

Programmable "my" position.

Requires the use of specific headrail and drive shaft adaptors.

Horizontal mount only.

Intermittent Usage.

TILT WIREFREE RTS	Torque (Nm)	1	Speed (RPM)	12	Ref.	1000678

*** Modulis remote required.**

For:



Timber Venetians

somfy

© copyright SOMFY Pty. Limited

Roman, Cellular, Venetian Blinds8 8 15/7/09 10:15:17 AM

TILT WIREFREE RTS

TECHNICAL CHARACTERISTICS

Radio Technology Somfy



12v DC SELV (Safety Extra-Low Voltage) motor.

The Tilt Wirefree utilises lithium batteries, wiring only is present to connect the battery to the motor.

WARNING

The Tilt Wirefree is polarity sensitive.

Damage may result from incorrect connection.

Do not force the one way connector into the socket.

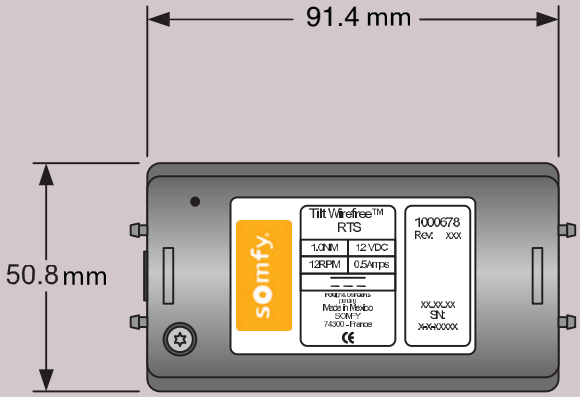

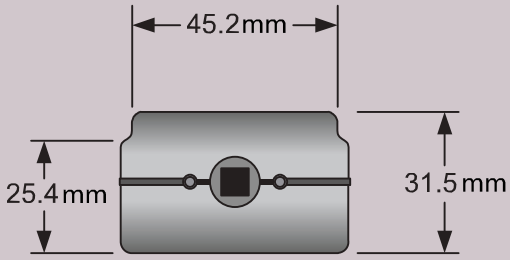

	TILT WIREFREE RTS
Torque (Nm)	1
Speed (rpm)	12
Rated Voltage (V)	12
Rated Current (A)	0.4
Running time before thermal cut off (min)	5
Average running noise (dbA)	44
Motor weight (kg)	0.45
Index Protection	IP30
Approval	✔

NOTE

Information about the noise is according to Somfy measures and is for information only. Taken as the worst value in load, for the up direction during the first 10 seconds of travel.

Normal functioning temperature: 0°C to +60°C

somfy

© copyright SOMFY Pty. Limited

OXIMO 50 RTS

RTS
Radio Technology Somfy

MAIN CHARACTERISTICS & FEATURES

230V / 50Hz tubular motor.

The Oximo 50 RTS (Radio Technology Somfy) is suitable for a wide range of roller shutter application types. Available in torques from 6Nm to 50Nm, coupled with its flexible 48mm design, it is adapted for Ø50mm tubes and above. A built-in radio receiver and features specially designed for roller shutter applications like obstacle detection, automatic limit setting, frost detection and more, which allows the Oximo 50 RTS to enhance the functionality of roller shutters.*

Automatic/ Remote set limits.

In-built obstacle detection*.

Turning capacity limited only by thermal time.

Suitable for tubes: Ø50 to Ø70.

Memory Capacity: 12 channels/transmitters, plus 3 sensors (sun only).

Programmable "my" position.

Requires the use of a crown and wheel for tube adaptation.

Horizontal mount only.

Intermittent Usage.

50mm

OXIMO RTS 6/17	Torque (Nm)	6	Speed (RPM)	17	Ref.	1032389
OXIMO RTS 10/17	Torque (Nm)	10	Speed (RPM)	17	Ref.	1037384
OXIMO RTS 15/17	Torque (Nm)	15	Speed (RPM)	17	Ref.	1039363
OXIMO RTS 20/17	Torque (Nm)	20	Speed (RPM)	17	Ref.	1041374
OXIMO RTS 30/17	Torque (Nm)	30	Speed (RPM)	17	Ref.	1045314
OXIMO RTS 40/17	Torque (Nm)	40	Speed (RPM)	17	Ref.	1049430

*** Rigid Links and Stoppers may need to be utilised depending on feature(s) required.**

somfy

© copyright SOMFY Pty. Limited

Roller Shutters.indd 6 9/7/09 11:58:41 AM

OXIMO 50 RTS

RTS
Radio Technology Somfy

TECHNICAL CHARACTERISTICS



50mm

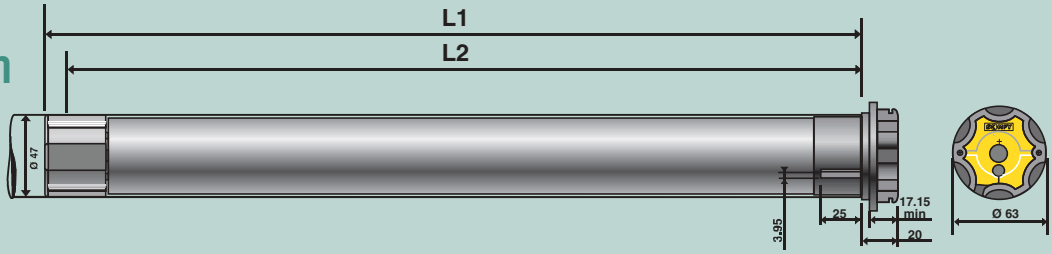

	OXIMO 50 RTS 6/17	OXIMO 50 RTS 10/17	OXIMO 50 RTS 15/17	OXIMO 50 RTS 20/17	OXIMO 50 RTS 30/17	OXIMO 50 RTS 40/17
L1 (mm)*	605	655	655	655	675	745
L2 riveting distance (mm)*	590	640	640	640	660	730
Torque (Nm)	6	10	15	20	30	40
Speed (rpm)	17	17	17	17	17	17
Rated Voltage (V)	230	230	230	230	230	230
Rated Power consumption (W)	90	120	140	160	240	270
Rated Current (A)	0.45	0.50	0.65	0.75	1.1	1.2
Running time before thermal cut off (min)	4	4	4	4	4	4
Thermal cut off temp (°C)	140	140	150	150	150	140
Average running noise (dbA)	47	47	50	53	55	57
Minimum tube diameter	50 x 1.5	50 x 1.5	50 x 1.5	50 x 1.5	50 x 1.5	50 x 1.5
Motor weight (kg)	1.72	1.85	1.95	2.15	2.55	2.80
Cable length (M)	3	3	3	3	3	3
Number of cores in cable	3	3	3	3	3	3
Cross section of cable (mm²)	0.75	0.75	0.75	0.75	0.75	0.75
Index Protection	IP44	IP44	IP44	IP44	IP44	IP44
Approval	✔	✔	✔	✔	✔	✔

NOTE

Information about the noise is according to Somfy measures and is for information only. Taken as the worst value in load, for the up direction during the first 10 seconds of travel.

Normal functioning temperature: -10°C to +40°C

*For wheels on tubes ø50 x 1.5 add 8mm to L1 (mm) and L2.

somfy

© copyright SOMFY Pty. Limited

Roller Shutters.indd 7 9/7/09 11:58:43 AM

TELIS COLLECTION

RTS
Radio Technology Somfy

LOUNGE FINISH
For high end sophisticated decor.

SILVER FINISH
Fits naturally within a contemporary decor.

PATIO FINISH
Stylish design for outdoor use.

PURE FINISH
Simple, straight forward and functional.

my

My button:
You can program the clients favourite position and find it automatically simply by pressing the "my" button of the remote control.

	TELIS 1 RTS	TELIS 4 RTS	TELIS SOLIRIS RTS	TELIS SOLIRIS 4 RTS	TELIS COMPOSIO RTS
Number of Channels	1	5	1	5	20
Activation/ Deactivation of Sun feature			●	● Only on the 5th channel	●
Venetian Blade Orientation		● Telis 4 Modulis RTS	● Telis Modulis Soliris RTS		
Remote Channel Screen					●
FINISHES					
Pure	●	●	●		
Silver	●	●	● Telis Modulis Soliris RTS		●
Patio	●	●	●	●	
Lounge	●	●	● Telis Modulis Soliris RTS		●

© copyright SOMFY Pty. Limited

Controls.indd 2 9/7/09 11:40:35 AM

REMOTE OPERATION

RTS
Radio Technology Somfy

Moving the End Product

>Product Stationary
Press = move to "my" position order

>Product in motion
Press = stop order

Press = up order

Press = down order

Channel Selection (TELIS 4)

>Successive Presses = channel selection
>The fifth channel is selected when 4 LEDs flash simultaneously

Activate / Deactivate "Sun" Function (TELIS SOLIRIS)

>Long Press = activate or deactivate the "sun" function

Combination button:

- Channel Selection
>Successive presses to select the required channel
>The fifth channel is selected when all 4 LEDs flash simultaneously

- Enable/ Disable the "sun" function
>Long Press only on the fifth channel

Telis Composio RTS

Visualisation of created groups (in black) or free groups (in outlined square)

Group selection name, access the list of the most used channels or all groups

Help Menu

Cancel Button

>Product Stationary
Press = move to "my" position order

>Product in motion
Press = stop order

Low Battery (3x 1.5V type AAA)

Navigation and selection button

Validation button

Press = up order

Press = down order

somfy

© copyright SOMFY Pty. Limited

Controls.indd 3 9/7/09 11:40:39 AM

CONTROLS

HAND HELD – RTS REMOTES

RTS
Radio Technology Somfy

TELIS 1 RTS

One channel radio remote.

Allows for the individual or group control of RTS motors / receivers. Somfy Rolling Code. 200m range in an open area and up to 20m range through two reinforced concrete walls.

Frequency: 433.42MHz.

IP30 (except for Patio: IP44).

Supplied with wall mount.

Dimensions: 145 x 49 x 22mm.
(except for Pure: 134 x 41 x 21mm)

PURE	SILVER	LOUNGE	PATIO
Ref. 1810630	Ref. 1810637	Ref. 1810649	Ref. 1810642
	Shock Resistant	Shock Resistant	Shock Resistant
			Splash Proof

TELIS 4 RTS

Five channel radio remote.

Allows for the individual and / or group control of RTS motors / receivers. Somfy Rolling Code. 200m range in an open area and up to 20m range through two reinforced concrete walls.

Frequency: 433.42MHz.

IP30 (except for Patio: IP44).

Supplied with wall mount.

Dimensions: 145 x 49 x 22mm.
(except for Pure: 134 x 41 x 21mm)

PURE	SILVER	LOUNGE	PATIO
Ref. 1810631	Ref. 1810638	Ref. 1810651	Ref. 1810644
	Shock Resistant	Shock Resistant	Shock Resistant
			Splash Proof

TELIS SOLIRIS RTS

Sun / Wind radio remote.

Allows for the individual or group control of RTS motors / receivers. Used to inhibit the Sun function. Somfy Rolling Code.
200m range in an open area and up to 20m range through two reinforced concrete walls.

Frequency: 433.42MHz.

IP30 (Pure) **IP44** (Patio).

Supplied with wall mount.

Dimensions Pure: 134 x 41 x 21mm.
Dimensions Patio: 145 x 49 x 22mm.

PURE	PATIO
Ref. 1810634	Ref. 1810646
	Shock Resistant
	Splash Proof

TELIS 4 SOLIRIS RTS

Five channel Sun / Wind radio remote.

Allows for the individual and / or group control of RTS motors / receivers. Used to inhibit the Sun function only on the fifth channel. Somfy Rolling Code. 200m range in an open area and up to 20m range through two reinforced concrete walls.

Frequency: 433.42MHz.

IP44.

Supplied with wall mount.

Dimensions: 145 x 49 x 22mm.

PATIO
Ref. 1810648
Shock Resistant
Splash Proof

NOTE: Replacement battery for:
- Telis 1 and Telis 4, 3V type CR2430 (Somfy Part # 9014943)

somfy

© copyright SOMFY Pty. Limited

Controls.indd 4 9/7/09 11:40:49 AM

CONTROLS

HAND HELD – RTS REMOTES

RTS
Radio Technology Somfy

TELIS MODULIS SOLIRIS RTS

SILVER	LOUNGE
Ref. 1810666	Ref. 1810665
Shock Resistant	Shock Resistant

Sun / Wind radio remote with Tilt Wheel. Allows for the individual or group control of Modulis RTS Receiver, 4AC Motor Controller RTS card, Integrated DC Receiver or DC RTS Receiver. Somfy Rolling Code. 200m range in an open area and up to 20m range through two reinforced concrete walls.

Frequency: 433.42MHz.

IP30.

Supplied with wall mount.

Dimensions: 145 x 49 x 26mm.

Suitable only for tilting blade applications.

TELIS 4 MODULIS RTS

SILVER	LOUNGE
Ref. 1810663	Ref. 1810664
Shock Resistant	Shock Resistant

Five channel radio remote with Tilt Wheel. Allows for the individual and / or group control of Modulis RTS Receiver, 4AC Motor Controller RTS card, Integrated DC Receiver or DC RTS Receiver. Somfy Rolling Code. 200m range in an open area and up to 20m range through two reinforced concrete walls.

Frequency: 433.42MHz.

IP30.

Supplied with wall mount.

Dimensions: 145 x 49 x 26mm.

Suitable only for tilting blade applications.

TELIS COMPOSIO RTS

SILVER	LOUNGE
Ref. 1810698	Ref. 1810699

Twenty channel radio remote.

Allows for the individual or group control of RTS motors / receivers. Sun inhibiting function per channel. Somfy Rolling Code. 200m range in an open area and up to 20m range through two reinforced concrete walls.

Frequency: 433.42MHz.

IP30.

Supplied with wall mount.

Dimensions: 174 x 55 x 26mm.

IMPRESARIO CHRONIS RTS

SILVER	LOUNGE
Ref. 1810701	Ref. 1810700
Training Recommended*	Training Recommended*

Transmits programmable daily functions that can take place at a preset time or based on sun conditions. Memory for 16 scenarios, with 20 groups. Somfy Rolling code. 200m range in an open area and up to 20m range through two reinforced concrete walls.

Frequency: 433.42MHz.

IP30.

Supplied with wall mount.

Dimensions: 174 x 56 x 26mm.

*Specific training is recommended in order to utilise this product.

NOTE: Replacement Battery for:
- Telis Modulis, 3V type (Spare Part # 9014943)
- Composio and Impresario 3 x 1.5V Type AAA

somfy

© copyright SOMFY Pty. Limited

Controls.indd 5 9/7/09 11:40:52 AM

CONTROLS

WALL MOUNT – RTS TRANSMITTERS

RTS
Radio Technology Somfy

SITUO RTS

One channel wall mount radio transmitter.
Allows for the individual or group control of RTS motors / receivers. Somfy Rolling Code. 200m range in an open area and up to 20m range through two reinforced concrete walls.

Frequency: 433.42MHz.

Supplied with wall mount & screws.

Dimensions: 120 x 38.5 x 19mm.

Ref. 1810636

CENTRALIS RTS

One channel wall mount radio transmitter.
Allows for the individual or group control of RTS motors / receivers. Somfy Rolling Code. 200m range in an open area and up to 20m range through two reinforced concrete walls.

Frequency: 433.42MHz.

Supplied with wall mount & screws.

Dimensions: 80 x 80 x 16mm.

Ref. 1810090

SL7077 – HIGH POWER TRANSMITTER

One channel wall mount radio transmitter.
Allows for the individual or group control of RTS motors / receivers. Somfy Rolling Code. 400m range in an open area and up to 40m range through two reinforced concrete walls.

Frequency: 433.42MHz.

Supplied with wall mount & screws.

Dimensions: 135 x 80 x 48mm.

Ref. 1810091

†Longer Range

CHRONIS RTS

One channel wall mount radio transmitter with timer function and manual operation.
Allows for the individual or group control of RTS motors / receivers. Somfy Rolling Code. 200m range in an open area and up to 20m range through two reinforced concrete walls.

Frequency: 433.42MHz.

Supplied with wall mount & screws.

Dimensions: 80 x 80 x 27mm.

Ref. 1805040

NOTE: Replacement battery for:
- Situo, Centralis RTS and SL7077, 3V type CR2430 (Somfy Part # 9014943)
- Chronis RTS 3 x 1.5 type AAA

†Transmission Range increased – 400 metres in open area

somfy

© copyright SOMFY Pty. Limited

Controls.indd 6 9/7/09 11:40:54 AM

SENSORS

Available in Q4 2009

INDOOR

SUNIS INDOOR WIREFREE SENSOR

Ref. 9013707

Radio sensor that will automatically control an external blind / shutter based on a preset amount of sunlight. Not suitable for folding arm or drop arm awnings. Somfy Rolling Code. 200m range in an open area and 20m range through two reinforced concrete walls.

Frequency: 433.42MHz.

IP31.

Supplied with suction cup mount.

Dimensions: Ø55 x 23mm (not including suction cup mount)

THERMOSUNIS INDOOR WIREFREE SENSOR

Ref. 9013708

Radio sensor that will automatically control a blind, shutter or venetian based on a preset amount of sunlight and inside temperature. Not suitable for folding arm or drop arm awnings. Somfy Rolling Code. 200m range in an open area and 20m range through two reinforced concrete walls.

Frequency: 433.42MHz.

IP31.

Supplied with suction cup mount.

Dimensions: Ø55 x 23mm (not including suction cup mount)

NOTE: Replacement batteries for:
- Sunis Indoor & Thermosunis Indoor.
3V Type CR2430 (Somfy Part # 9014943).

© copyright SOMFY Pty. Limited

Controls.indd 10 9/7/09 11:41:06 AM

RECEIVERS

INDOOR RTS RECEIVERS

Radio Technology Somfy

CENTRALIS INDOOR RECEIVER*

Ref. **1810096**

Indoor radio receiver for connection to a standard motor allowing use via an RTS transmitter. Compatible with standard 230V motors. Visual motor programming feedback.

Frequency: 433.42MHz.

IP30.

Supplied as flush mount.

Dimensions: 80 x 80 x 45mm.

CENTRALIS INDOOR RECEIVER RTS VB*†

Ref. **1810110**

Indoor radio receiver with tilt function for connection to a standard motor allowing use via an RTS transmitter. Compatible with standard 230V motors. Visual motor programming feedback.

Frequency: 433.42MHz.

IP30.

Supplied as flush mount.

Dimensions: 80 x 80 x 45mm.

CENTRALIS UNO RTS*

Ref. **1810217**

Indoor radio receiver with manual on-board control for connection to a standard motor allowing use via an RTS transmitter. Compatible with standard 230V motors. Visual motor programming feedback.

Frequency: 433.42MHz.

IP40.

Supplied as flush mount.

Dimensions: 80 x 80 x 50mm.

DRY CONTACT RECEIVER*

Ref. **1810750**

One channel radio receiver with volt free contacts for integration to a BMS (Building Management System) or other third party device.

Frequency: 433.42MHz.

Supplied as flush mount.

Dimensions: 80 x 80 x 45mm.

* Not compatible with Sunis RTS, Eolis 3D RTS, Eolis RTS or Soliris RTS Sensors.
† Not compatible with Modulis scroll functionality.

somfy

© copyright SOMFY Pty. Limited

Controls.indd 12 9/7/09 11:41:12 AM

MOTOR CONTROLLERS

FOR WT MOTORS

1AC MOTOR CONTROLLER WM

Ref. 1860121

Individual control unit for an AC motor. Accepts volt free switching on master and individual bus. Master switch inputs can be parallel wired up to multiple 1AC controllers to a max length of 1000m. The controller is compatible with Somfy's IB+ protocol for façade management. Venetian (US, EU) and screens mode selectable.
Dimensions: 90 x 180 x 45mm.

1AC MOTOR CONTROLLER PCB



Ref. 1860122

Individual control unit for an AC motor. Accepts volt free switching on master and individual bus. Master switch inputs can be parallel wired up to multiple 1AC controllers to a max length of 1000m. The controller is compatible with Somfy's IB+ protocol for façade management. Venetian (US, EU) and screens mode selectable. Circuit board only.
Use with: 9008049.
Dimensions: 65 x 105 x 20mm.

DIN RAIL ADAPTOR

Ref. 9008049

For use with a 1AC Motor Controller PCB.
Suitable for a 35mm DIN rail.
Dimensions: 70 x 105 x 23mm.

4AC MOTOR CONTROLLER WM

Ref. 1860049

Control unit for four AC motors. Accepts volt free switching on master and individual bus. Master switch inputs can be parallel wired up to multiple 4AC controllers to a max length of 1000m. The controller is compatible with Somfy's IB+ protocol for façade management. Venetian (US, EU) and screens mode selectable. Slot for RTS or IR card upgrade.
IP20.
Dimensions: 255 x 180 x 61mm.

4AC MOTOR CONTROLLER DRM

Ref. 1860081

Control unit for four AC motors. Accepts volt free switching on master and individual bus. Master switch inputs can be parallel wired up to multiple 4AC controllers to a max length of 1000m. The controller is compatible with Somfy's IB+ protocol for façade management. Venetian (US, EU) and screens mode selectable.
Slot for RTS or IR card upgrade. DIN Rail version.
IP20.
Dimensions: 210 x 90 x 61mm.

4DC MOTOR CONTROLLER WM

Ref. 1860085

Control unit for four DC motors. Accepts volt free switching on master and individual bus. Master switch inputs can be parallel wired up to multiple 4DC controllers to a max length of 1000m. The controller is compatible with Somfy's IB+ protocol for façade management. Venetian (US, EU) and screens mode selectable. Slot for RTS or IR card upgrade.
IP20.
Use with: 1860093.
Dimensions: 255 x 180 x 61mm.

4DC/DC-E MOTOR CONTROLLER WM

Ref. 1860087

Control unit for four DC/ DC-E motors. Accepts volt free switching on master and individual bus. Master switch inputs can be parallel wired up to multiple 4DC/ DC-E controllers to a max length of 1000m. The controller is compatible with Somfy's IB+ protocol for façade management. Venetian (US, EU) and screens mode selectable. Slot for RTS or IR card upgrade.
IP20.
Integrated power supply.
Dimensions: 255 x 180 x 61mm.

© copyright SOMFY Pty. Limited

Controls.indd 25 9/7/09 11:41:49 AM

MOTOR CONTROLLERS

ELECTRONIC ACCESSORIES

RTS CARD

Radio receiver for Animeo's 4AC Motor Controllers, 4DC Motor Controller and 4DC/E Motor Controller. Allows for the use of an RTS transmitter with the Motor Controller. Compatible only with standard WT motors via the Motor Controller. Rolling code.
Frequency: 433.42MHz.
IP20.
Dimensions: 92 x 52 x 27mm.

Ref. 1860105

Modulis Compatible

IR3 INFRARED SENSOR

Infrared eye for use with ILT motors and Animeo IR Card. 2.5m cable supplied. Not suitable for use with IRT 803.
IP30.
Supplied white in colour.
Dimensions: 47 x 43 x 34mm.

Ref. 9154205

IR CARD

Infrared receiver for Animeo's 4AC Motor Controller, 4DC Motor Controller and 4DC/E Motor Controller. Allows for the use of an IR transmitter with the Motor Controller. Compatible only with standard WT motors via the Motor Controller.
Frequency: 433.42MHz.
IP20.
Dimensions: 92 x 52 x 27mm.

Ref. 1860098

ANIMEO SCREWDRIVER

Somfy/ Animeo branded screwdriver designed for use with Animeo range products. 2.5mm flathead.
Supplied yellow in colour.
Dimensions: 0.4 x 2.5 head x 75mm total length.

Ref. 5008587

© copyright SOMFY Pty. Limited

Controls.indd 28 9/7/09 11:41:53 AM

RTS motor

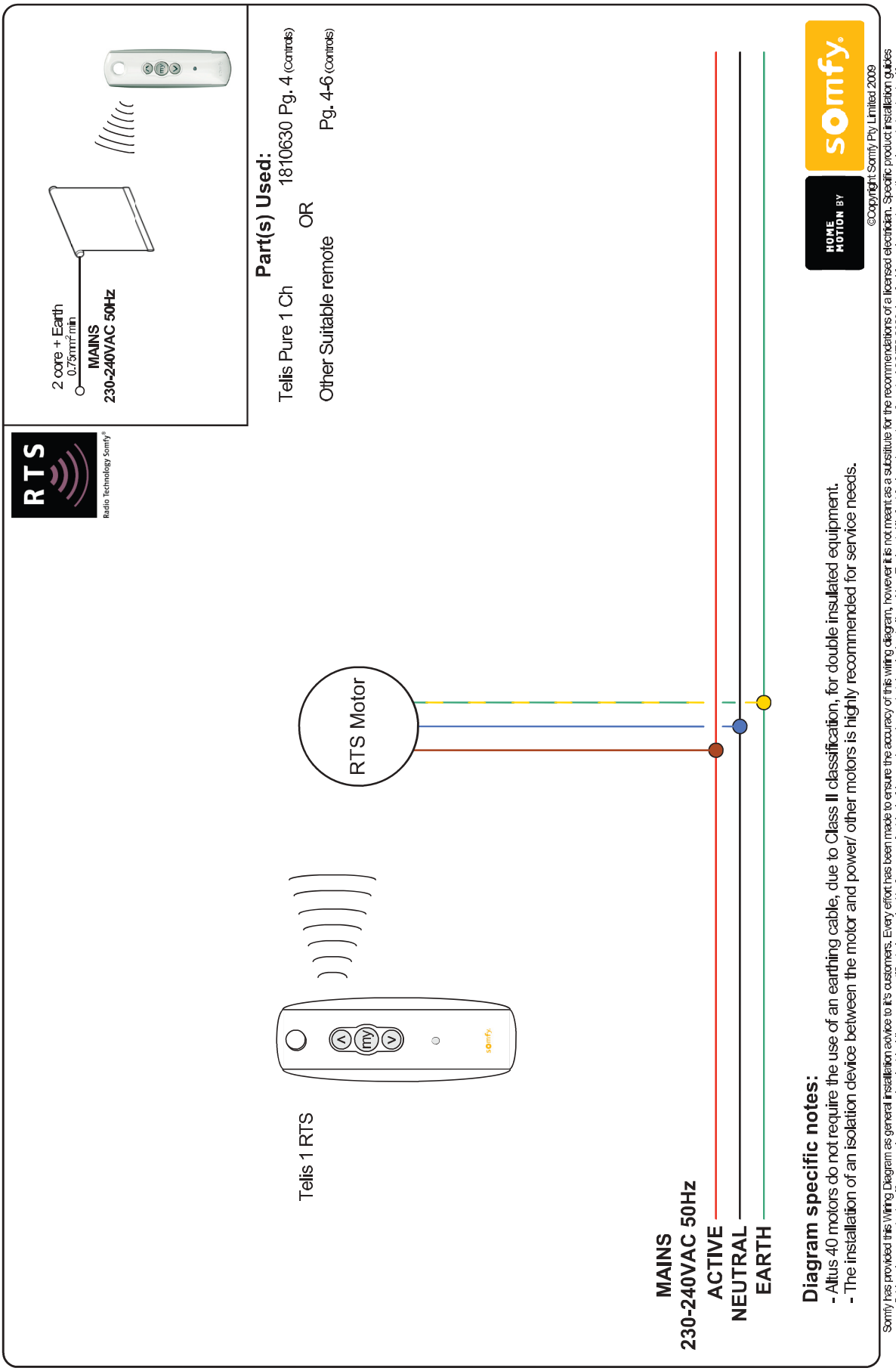

Wiring Diagrams.indd 6 22/7/09 12:37:54 PM

Centralis Indoor Receiver to a motor

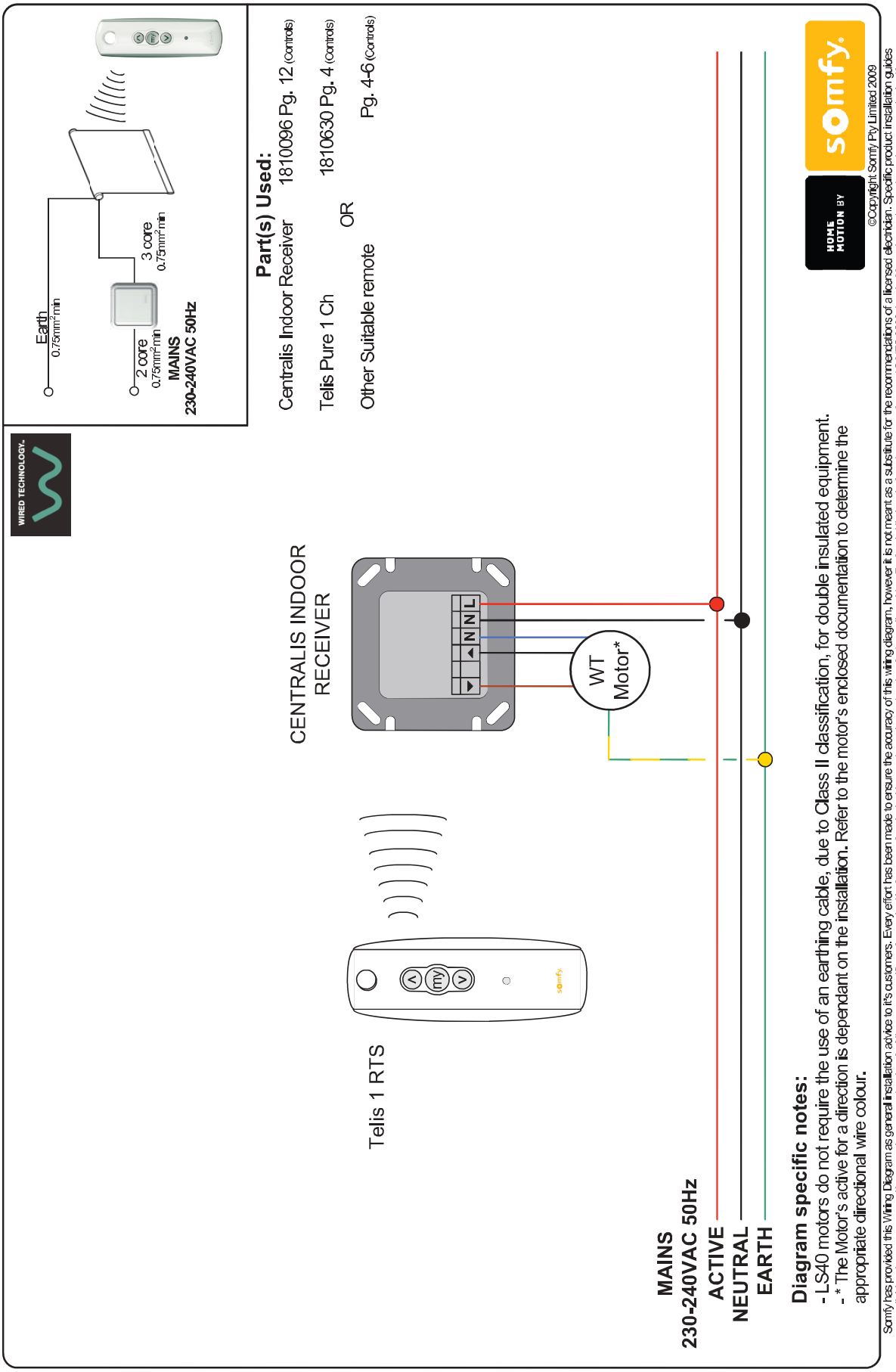

Wiring Diagrams.indd 9 22/7/09 12:38:14 PM

4AC Motor Controller to four motors

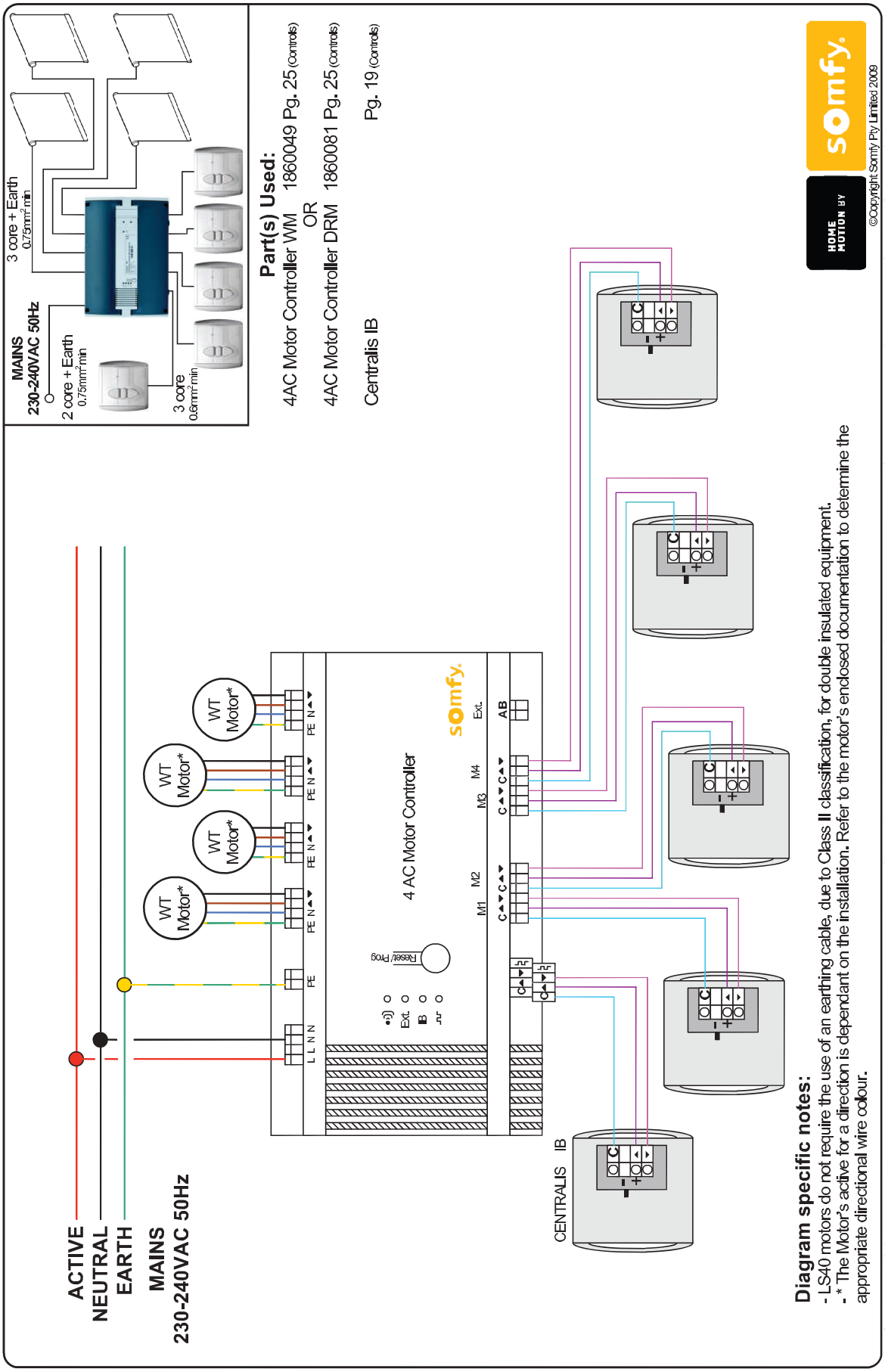

Diagram specific notes:

- LS40 motors do not require the use of an earthing cable, due to Class II classification, for double insulated equipment.
- * The Motor's active for a direction is dependant on the installation. Refer to the motor's enclosed documentation to determine the appropriate directional wire colour.

Somfy has provided this Wiring Diagram as general installation advice to it's customers. Every effort has been made to ensure the accuracy of this wiring diagram, however it is not meant as a substitute for the recommendations of a licensed electrician. Specific product installation guides are available, please contact us if you require a copy. An electrical licence or certificate is required before any electrical wiring work can be undertaken in Australia or New Zealand. All electrical work must conform to AS/NZS 3000, local wiring rules and any other relevant standards. Always make sure that all components are properly fused and grounded (if applicable) for safety. We make no claims about the completeness or accuracy of the information as it may apply to an infinite amount of field conditions. This Wiring Diagram is subject to change without notice. If in doubt, please contact the Somfy Support Centre on (02) 8845 7200.

Wiring Diagrams.indd 14 22/7/09 12:38:51 PM